

# ACADEMY

## *cycle shelters*



▲ **ACADEMY Cycle Shelter**  
galvanised finish with polycarbonate roof  
installed at Foss Island Business Park, York  
shown with five COLLEGE stainless steel cycle stands (see page 86-88)

Furnitubes range of Academy free-standing covered shelter units are an ideal way to encourage cycle use. The contemporary heavy duty steel frame is extremely strong and galvanised for long-term protection against the elements.

In a bid to reduce the amount of car journeys, staff and pupils are being encouraged to cycle to work and school. The provision of cycle stands and shelters reduces cyclists fear of theft or damage to their bikes, and protects bikes from the elements. Secure cycle parking at stations, interchanges and visitor attractions increases traffic flow and reduces congestion by promoting bicycle and rail travel through integrated transport.

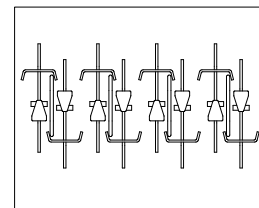
The durable corrugated roof is available either galvanised or galvanised and plastisol colour coated. A 10mm dual-walled clear polycarbonate roof is also available as an attractive modern option.



▲ **ACADEMY Cycle Shelter**  
supplied to King Egbert School, Sheffield  
galvanised finish with polycarbonate roof  
shown with seven COLLEGE stainless steel cycle stands (see page 86-88)

Shelters are supplied in kit form for assembly and installation on site. They are flanged for bolting down as necessary. The standard shelter can accommodate four College steel cycle stands, supplied separately (see pages 86-88). This will accommodate eight bicycles. Other combinations can be used.

Alternative shelter lengths, extension bays or bespoke designs are manufactured to order. Please contact a member of our Sales Team for more details.



▲ **ACADEMY Cycle Shelter**  
plan view of cycle shelter  
four cycle stands installed  
accommodating eight bicycles



▲ **ACADEMY Cycle Shelter**  
shown here at Silver End Road, Haynes  
corrugated steel roof, galvanised finish  
shown with four COLLEGE galvanised steel cycle stands (see pages 86-88)



# ACADEMY

## cycle shelter

ROOF PANELS SECURELY  
CLAMPED WITHIN RIB  
ASSEMBLY

SUBSTANTIAL Ø76  
MILD STEEL GALVANISED FRAME  
CONSTRUCTION



detail  
ROOF PURLIN  
SUPPORT BRACKET

EACH 300MM WIDE  
FOOT IS SUPPLIED  
WITH 8 HOLES FOR  
M16 BOLTS

▲ ACADEMY SHELTER  
galvanised finish with polycarbonate roof

### TECHNICAL

Standard shelters are designed to house eight standard bicycles.

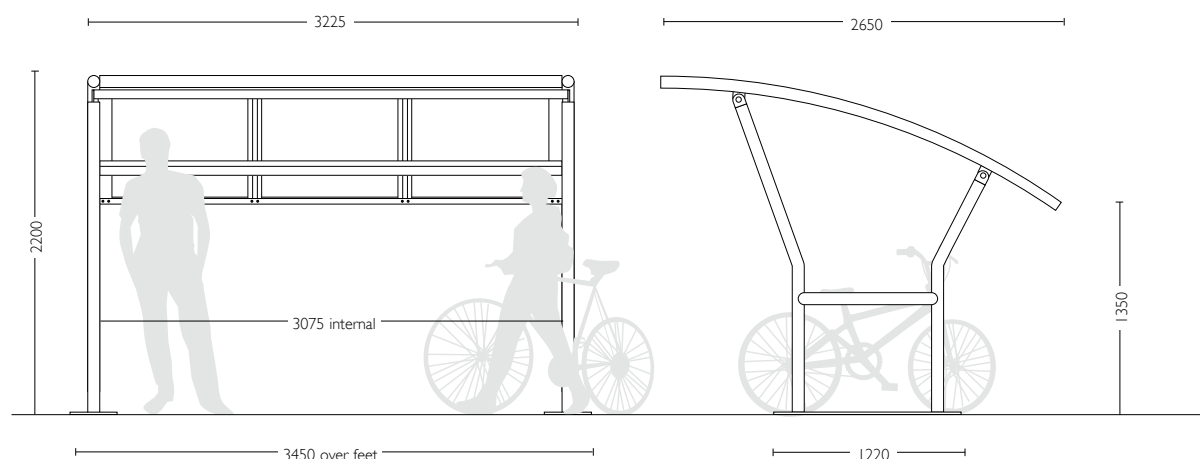
**Installation**  
Shelters are supplied in kit form for site assembly. Roofing needs to be drilled on-site. Full instructions are provided.

We recommend that each foot is bolted down into a minimum concrete foundation size of 400 x 400 x 400mm.

**Powder Coating**  
The Academy Cycle Shelter can be powder coated, providing a hardwearing, weatherproof surface. Large range of BS/RAL colours are available. For further information on paint finishes see pages 337-339.

Product Codes are in **bold type**. Dimensions are in mm, are approximate and do not form any part of the contract.

We reserve the right to change the design and specification on any item offered and, where possible, notification will be made.



#### ACADEMY CYCLE SHELTER RANGE

**ACA 800 F**  
3450mm Freestanding Bolt-Down Shelter  
Galvanised Steel Frame Finish  
Galvanised Steel Corrugated Roof

**OPTIONS**  
Powder Coated finish

**ACA 800 FP**  
3450mm Freestanding Bolt-Down Shelter  
Galvanised Steel Frame Finish  
Galvanised Steel Corrugated Roof, Plastisol Finish

**OPTIONS**  
Powder Coated Finish

**ACA 800 TP**  
3450mm Freestanding Bolt-Down Shelter  
Galvanised Steel Frame Finish  
10mm Twin Clear Polycarbonate Glazed Roof

**OPTIONS**  
Powder Coated Finish



# FIN

## cycle shelter



▲ FIN Cycle Shelter  
shown with the FIN cycle stand (see page 90)

The Fin shelter is supplied in component form for easy installation on site. They are flanged for bolting down as necessary. The standard shelter can accommodate up to four Fin steel cycle stands, supplied separately (see pages 90-92). This will accommodate eight bicycles. Other combinations can be used.

The freestanding Fin cycle shelter features a roof that slopes from the front to the rear, protecting bicycles from the elements.

The single sided galvanised steel cycle shelter has a clear PET roof. The shelter is available with powder coated mesh doors. Frames are available painted as an extra option (see below).



▲ FIN Cycle Shelter  
painted blue with mesh doors

### TECHNICAL

Standard shelters are designed to house eight standard bicycles.

#### Installation

Shelters are supplied in kit form for site assembly. Roofing needs to be drilled on-site. Full instructions are provided.

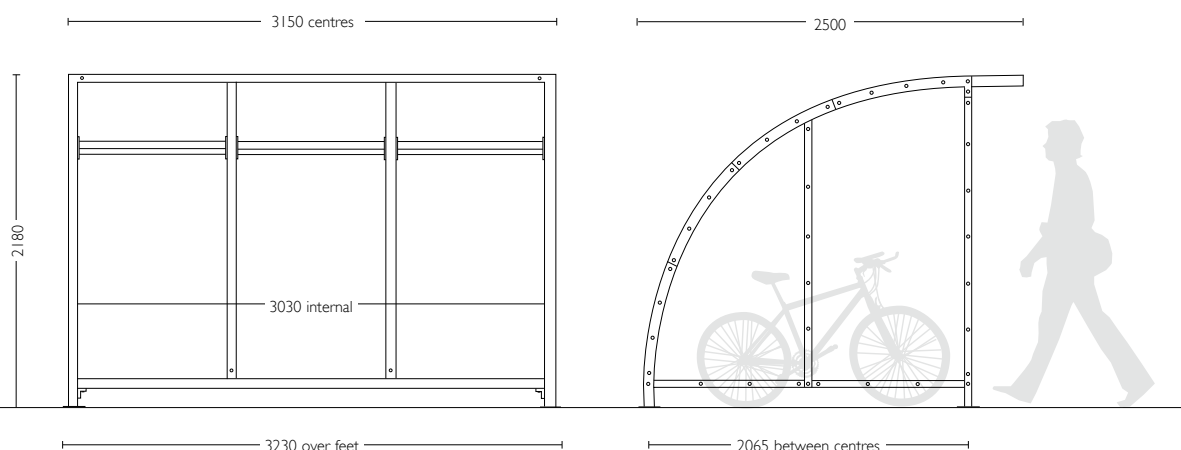
We recommend that each foot is bolted down into a minimum concrete foundation size of 400 x 400 x 400mm.

#### Powder Coating

The Fin Cycle Shelter can be powder coated, providing a hardwearing, weatherproof surface. Large range of BS/RAL colours are available. For further information on paint finishes see pages 337-339.

Product Codes are in **bold type**. Dimensions are in mm, are approximate and do not form any part of the contract.

We reserve the right to change the design and specification on any item offered and, where possible, notification will be made.



#### FIN CYCLE SHELTER RANGE

##### FIN 800 F

3300mm Freestanding Bolt-Down Shelter  
Galvanised Steel Frame Finish  
Clear PET Roof 5mm Thick

#### OPTIONS

Mesh Door  
Powder Coated Finish



FURNITUBES

TEL 020 8378 3200  
FAX 020 8378 3250  
FURNITUBES.COM

FRONT AND SIDE ELEVATION 1:50

© 2012 Copyright Reproduction Prohibited

# COLLEGE

## cycle shelter

The double sided College cycle shelter is practical and versatile. Its simple design lends it to a variety of locations, including schools and colleges.

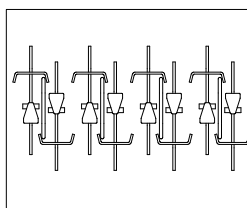
The shelter is supplied in kit form for assembly and installation on site. Legs are flanged for bolting down as necessary. The standard shelter can accommodate four College steel cycle stands, supplied separately (see pages 86-88). This will accommodate eight bicycles. Other combinations can be used.



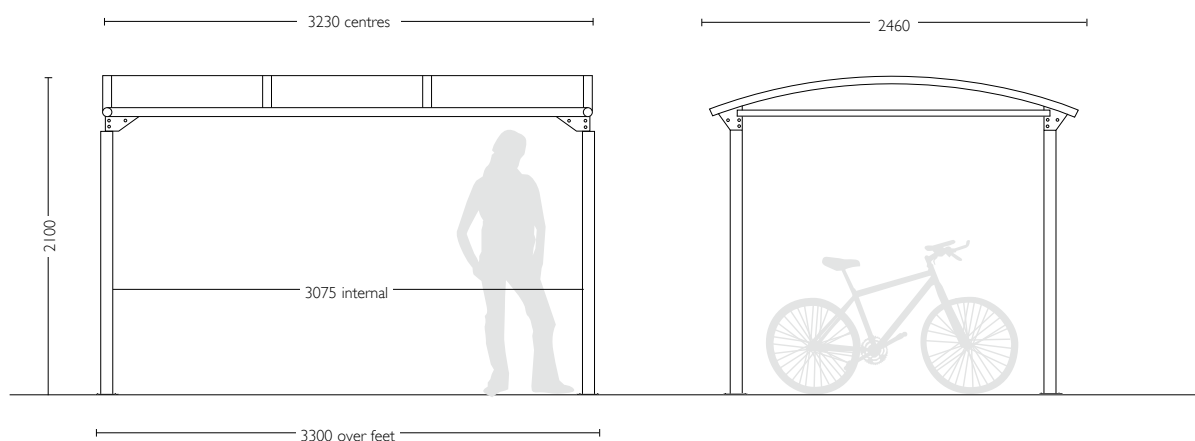
▲ COLLEGE Cycle Shelter



▲ COLLEGE Cycle Shelter  
shown with four COLLEGE galvanised steel cycle stands (see page 88-90)



▲ COLLEGE Cycle Shelter  
plan view of cycle shelter  
four cycle stands installed  
accommodating eight bicycles



#### COLLEGE CYCLE SHELTER RANGE

##### CSG 800 F

3300mm Freestanding Bolt-Down Shelter  
Galvanised Steel Frame Finish  
Clear PET Roof 5mm Thick

##### OPTIONS

Powder Coated Finish

#### TECHNICAL

Standard shelters are designed to house eight standard bicycles.

##### Installation

Shelters are supplied in kit form for site assembly. Roofing needs to be drilled on-site. Full instructions are provided.

We recommend that each foot is bolted down into a minimum concrete foundation size of 400 x 400mm.

##### Powder Coating

The College Cycle Shelter can be powder coated, providing a hardwearing, weatherproof surface. Large range of BS/RAL colours are available. For further information on paint finishes see pages 337-339.

Product Codes are in **bold type**. Dimensions are in mm, are approximate and do not form any part of the contract.

We reserve the right to change the design and specification on any item offered and, where possible, notification will be made.

