



Simple and stylish, yet robust and cost-effective – our Ribbon range offers various cycle stands which coordinate with our Ribbon seating range.


Choose from root fixed or baseplated to suit your requirements.

Materials and Finishes

All stands are manufactured from 10mm thick solid flat bar section, complete with a standard taper bar to assist the visually impaired. Choose steel polyamide finish or stainless steel.



304 or 316 stainless steel



Mild steel with polyamide finish in black

Furnitubes reserve the right to alter designs and dimensions at any time to improve our products. Please ensure that you have the latest issue of the document. Dimensions are given for information purposes only, all measurements are in mm and weights in KG unless otherwise stated. If dimensions are critical please contact our sales team. Document issue 1, date 23/08/2024.

Ribbon cycle stand.

Cycle stands

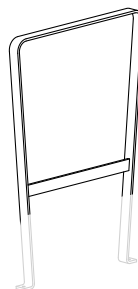
RIB 515

Standard Cycle Stand Root Fixed




RIB 750

Large Cycle Stand Root Fixed



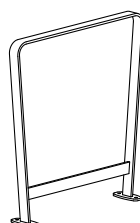
RIB 515 BASE






Standard Cycle Stand Base Plated



RIB 750 BASE

Large Cycle Stand Base Plated



						
RIB515	Root fixed. 300mm below ground	515	50	925	-	11
RIB750	Root fixed. 300mm below ground	750	50	1100	-	9.5
RIB515BASE	Base Plated	515	140	625	-	14
RIB750BASE	Base Plated	750	140	800	-	12.6

Furnitubes reserve the right to alter designs and dimensions at any time to improve our products. Please ensure that you have the latest issue of the document. Dimensions are given for information purposes only, all measurements are in mm and weights in KG unless otherwise stated. If dimensions are critical please contact our sales team. Document issue 1, date 23/08/2024.

Ribbon cycle stand.

Installation instructions

It is important that the cycle stands have a suitable foundation so that they remain firmly in place, consider the environment when it comes to cycle stand type and fixing method.

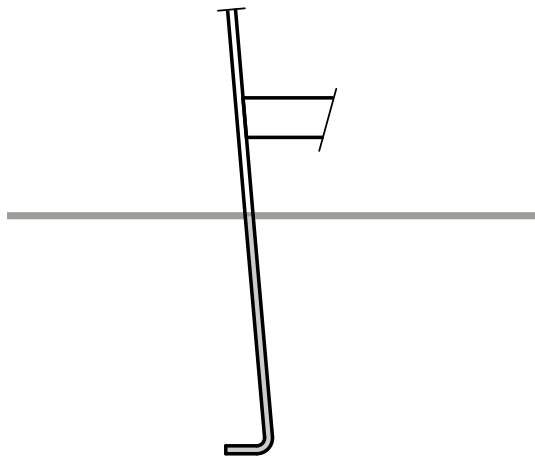
Personnel and tools required

- We would recommend a minimum of 2 suitably skilled workers.
- Tools for M10 ground fixings are required for baseplated versions.

General handling – health and safety

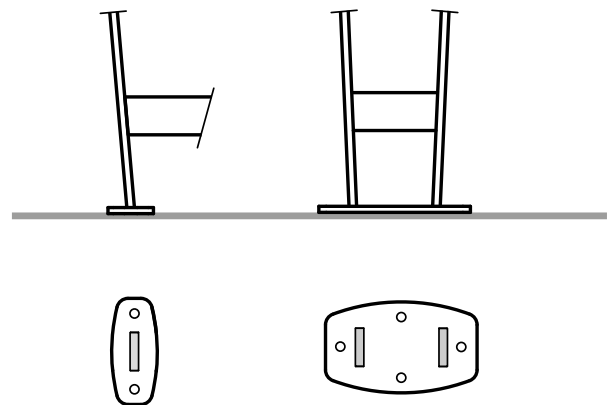
- Care should be taken when handling these items, including good lifting and transportation practices.
- Hand and foot protection must be used when moving and installing these products.

Root Fixed versions



Uprights extend 300mm below ground, with a returned end to aid embedment in concrete.

Bolt down versions



RIB515 & 750 BASE have a base plate on each upright. Fixing holes are Ø12 for M10 ground fixings.



Furnitubes reserve the right to alter designs and dimensions at any time to improve our products. Please ensure that you have the latest issue of the document. Dimensions are given for information purposes only, all measurements are in mm and weights in KG unless otherwise stated. If dimensions are critical please contact our sales team. Document issue 1, date 23/08/2024.